



# **Is Public Participation in Event-led Regeneration a Myth?: The case of London 2012 Olympics**

RSA 2015 Annual Conference  
25-May-2015, Piacenza

Özlem Edizel

# Overview

- **Background**
  - Urban Regeneration Policy Approaches
  - Event-led regeneration and Collaborative Planning
- **London 2012 Regeneration Games**
- **Methodology: Focus Group Meetings and Survey Data**
- **Key Findings**
- **Conclusion**

# Urban Regeneration

“a comprehensive and integrated vision and action which leads to the resolution of urban problems and which seeks to bring about **a lasting improvement in the economic, physical, social and environmental condition** of an area that has been subject to change”

Roberts & Sykes 2000, p.17





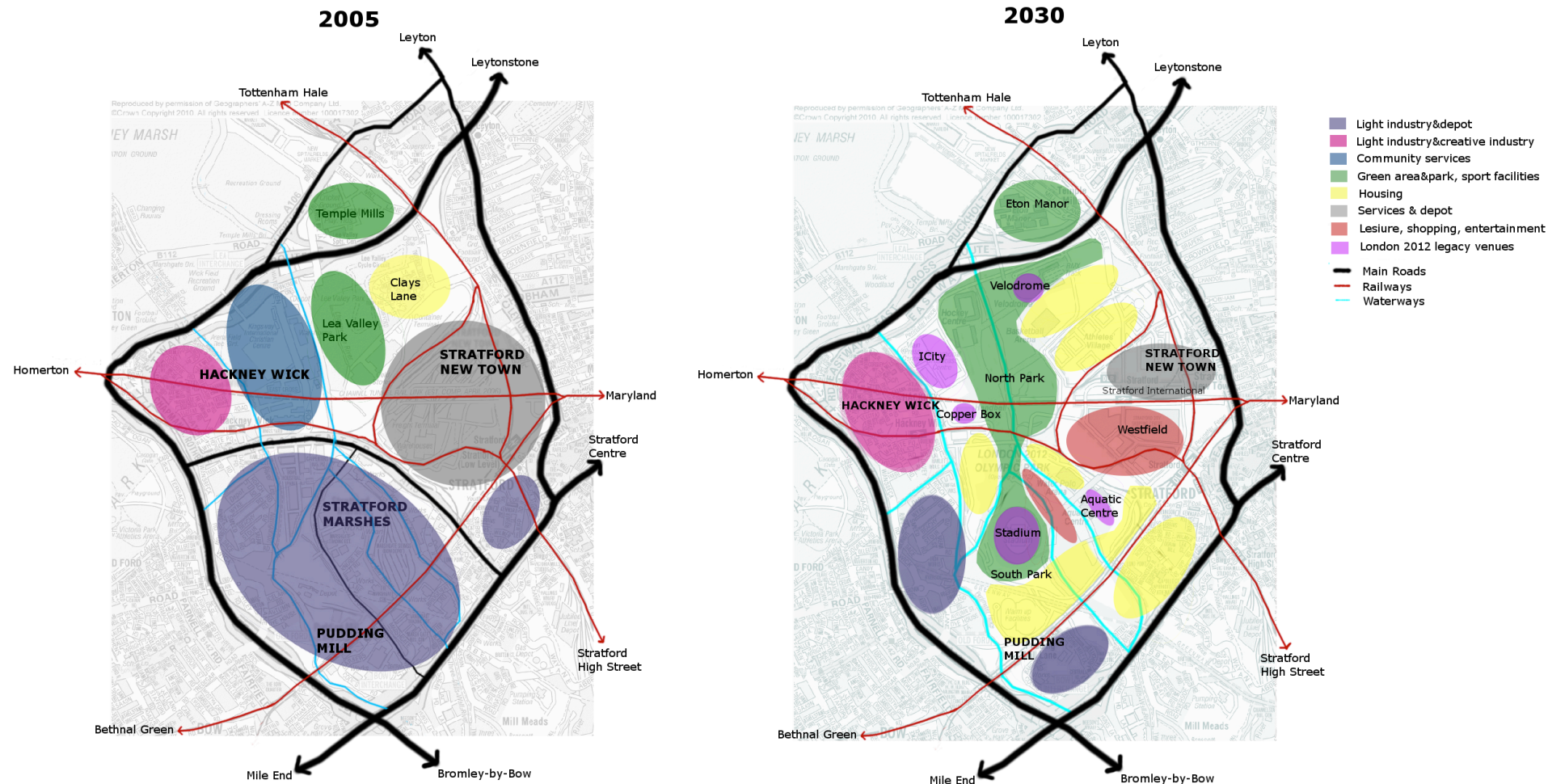


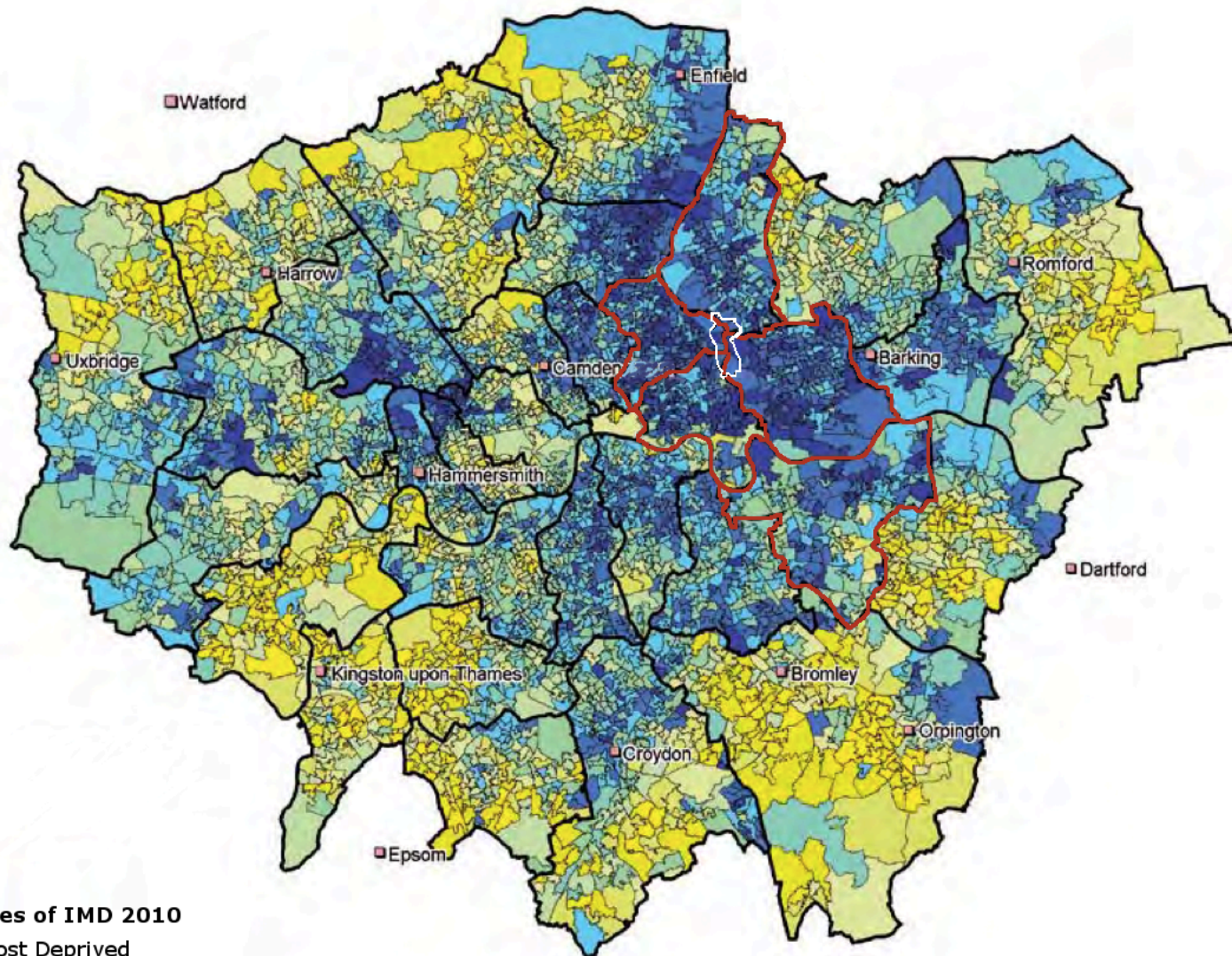
# Communicative Planning

Communicative planning aims to sustain a governance process where political communities can collectively be involved in their common dilemmas about the changes and developments in their neighbourhood.

(Healey 2002)

# London 2012 Regeneration Games





#### Deciles of IMD 2010

- Most Deprived
- Average
- Least Deprived
- London 2012 Olympics Host Borough Borders
- London 2012 Olympic Park Borders

Scale 1: 1 245 000

Contains Ordnance Survey data. Crown copyright and database right 2010  
 Source: ONS, Super Output Area Boundaries. Crown copyright 2004  
 Source: Indices of Deprivation 2010, Crown Copyright  
 Crown copyright material is reproduced with the permission of the Controller of HMSO



# Methodology

- Focus Group Meetings
- Survey Analysis



☐ London 2012 Host Boroughs

☐ London 2012 Olympic Park

This map is based upon Ordnance Survey material with the permission of Ordnance Survey on behalf of the Controller of Her Majesty's Stationery Office © Crown Copyright. Unauthorised reproduction infringes Crown copyright and may lead to prosecution or civil proceedings. (ONS: GD272183-2003).



borroughsurvey.sav [DataSet1] - IBM SPSS Statistics Data Editor

Visible: 1224 of 1224 Variables

	OLYMSE_1	OLYMSE_2	OLYMSE_3	OLYMSE_4	OLYMSE_5	OLYMCON	OLYMSAT1	OLYMSAT2	OLYMSAT3	OLYMSAT4	OLYMSAT5	OLYMSAT6	OLYMSAT7	OLYMSAT8	SEX	AGEA_BAGEA_1	AGEA	WORKSTAT	EDUC1	ED
249	2	-3	-3	-3	-3	4	-3	-3	-3	-3	-3	-3	-3	-3	1	5	38	3.00	1	
250	2	-3	-3	-3	-3	3	-3	-3	-3	-3	-3	-3	-3	-3	2	2	23	5.00	1	
251	2	-3	-3	-3	-3	2	-3	-3	-3	-3	-3	-3	-3	-3	2	8	54	1.00	1	
252	2	-3	-3	-3	-3	3	-3	-3	-3	-3	-3	-3	-3	-3	1	1	19	5.00	1	
253	2	-3	-3	-3	-3	-1	-3	-3	-3	-3	-3	-3	-3	-3	2	3	26	5.00	2	
254	2	-3	-3	-3	-3	4	-3	-3	-3	-3	-3	-3	-3	-3	1	6	41	3.00	1	
255	1	0	1	0	0	3	2	2	3	2	2	-1	-1	2	2	6	42	4.00	2	
256	2	-3	-3	-3	-3	-1	-3	-3	-3	-3	-3	-3	-3	-3	1	14	81	6.00	2	
257	2	-3	-3	-3	-3	-1	-3	-3	-3	-3	-3	-3	-3	-3	1	7	45	3.00	1	
258	1	0	0	1	0	0	-1	1	1	-1	2	1	-1	2	1	5	35	3.00	1	
259	2	-3	-3	-3	-3	3	-3	-3	-3	-3	-3	-3	-3	-3	2	7	47	5.00	2	
260	2	-3	-3	-3	-3	3	-3	-3	-3	-3	-3	-3	-3	-3	2	4	34	8.00	2	
261	2	-3	-3	-3	-3	1	-3	-3	-3	-3	-3	-3	-3	-3	2	3	27	3.00	1	
262	2	-3	-3	-3	-3	3	-3	-3	-3	-3	-3	-3	-3	-3	1	1	17	9.00	1	
263	2	-3	-3	-3	-3	4	-3	-3	-3	-3	-3	-3	-3	-3	1	2	21	9.00	1	
264	2	-3	-3	-3	-3	3	-3	-3	-3	-3	-3	-3	-3	-3	1	3	27	3.00	1	
265	2	-3	-3	-3	-3	2	-3	-3	-3	-3	-3	-3	-3	-3	1	8	51	1.00	1	
266	2	-3	-3	-3	-3	3	-3	-3	-3	-3	-3	-3	-3	-3	2	14	80	6.00	1	
267	2	-3	-3	-3	-3	3	1	-3	-3	-3	-3	-3	-3	-3	2	4	32	9.00	1	
268	2	-3	-3	-3	-3	3	-3	-3	-3	-3	-3	-3	-3	-3	1	6	40	5.00	1	
269	2	-3	-3	-3	-3	3	-3	-3	-3	-3	-3	-3	-3	-3	1	2	22	9.00	1	
270	2	-3	-3	-3	-3	3	-3	-3	-3	-3	-3	-3	-3	-3	2	4	30	4.00	1	
271	2	-3	-3	-3	-3	3	-3	-3	-3	-3	-3	-3	-3	-3	2	7	47	5.00	2	
272	2	-3	-3	-3	-3	1	-3	-3	-3	-3	-3	-3	-3	-3	1	4	32	5.00	2	
273	2	-3	-3	-3	-3	4	-3	-3	-3	-3	-3	-3	-3	-3	1	10	63	3.00	1	

Data View Variable View

IBM SPSS Statistics Processor is ready | Weight On



# Key Findings

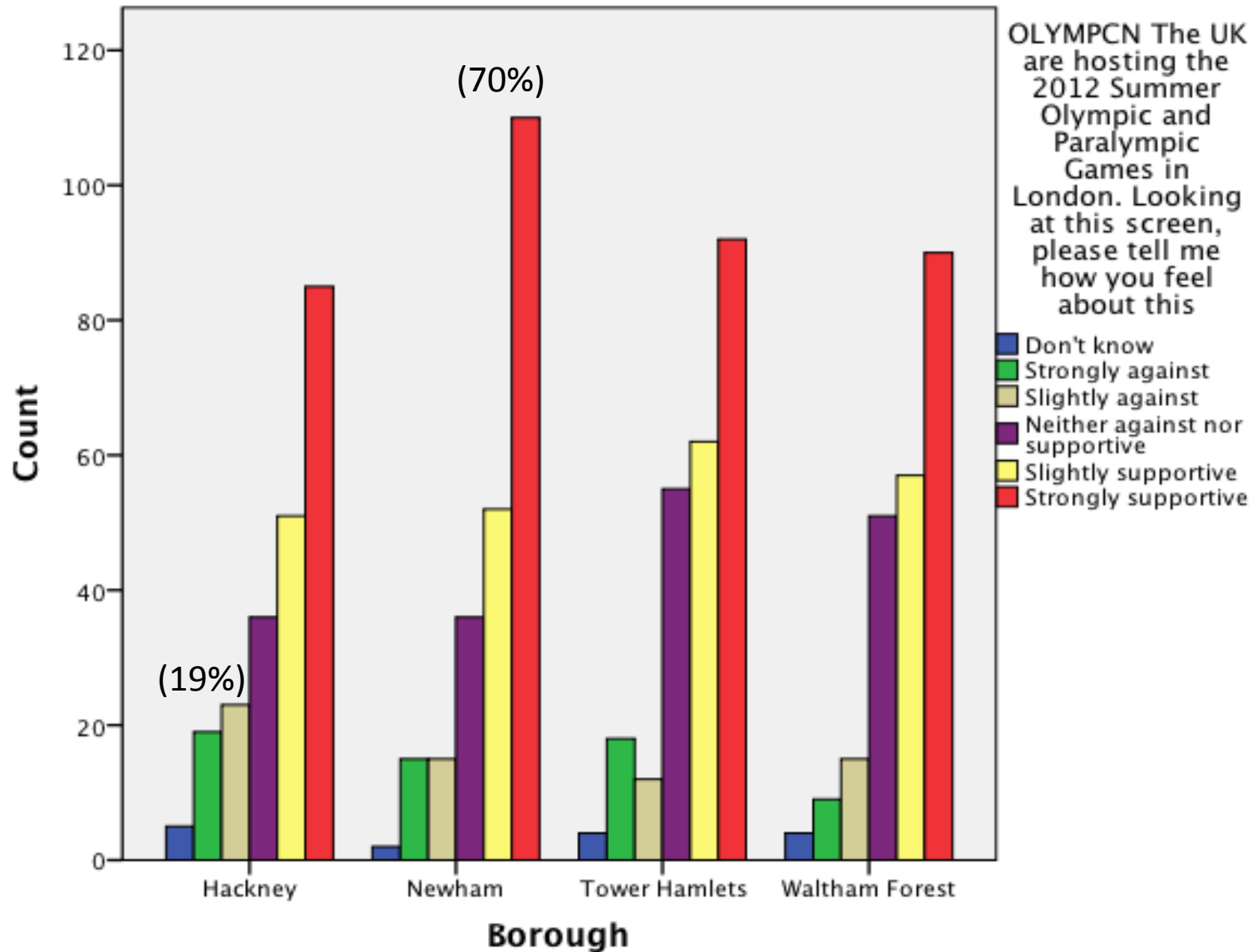
Support and Engagement

Perceptions on the Games Related Regeneration

Community Cohesion

Community Consultation

Bar Chart

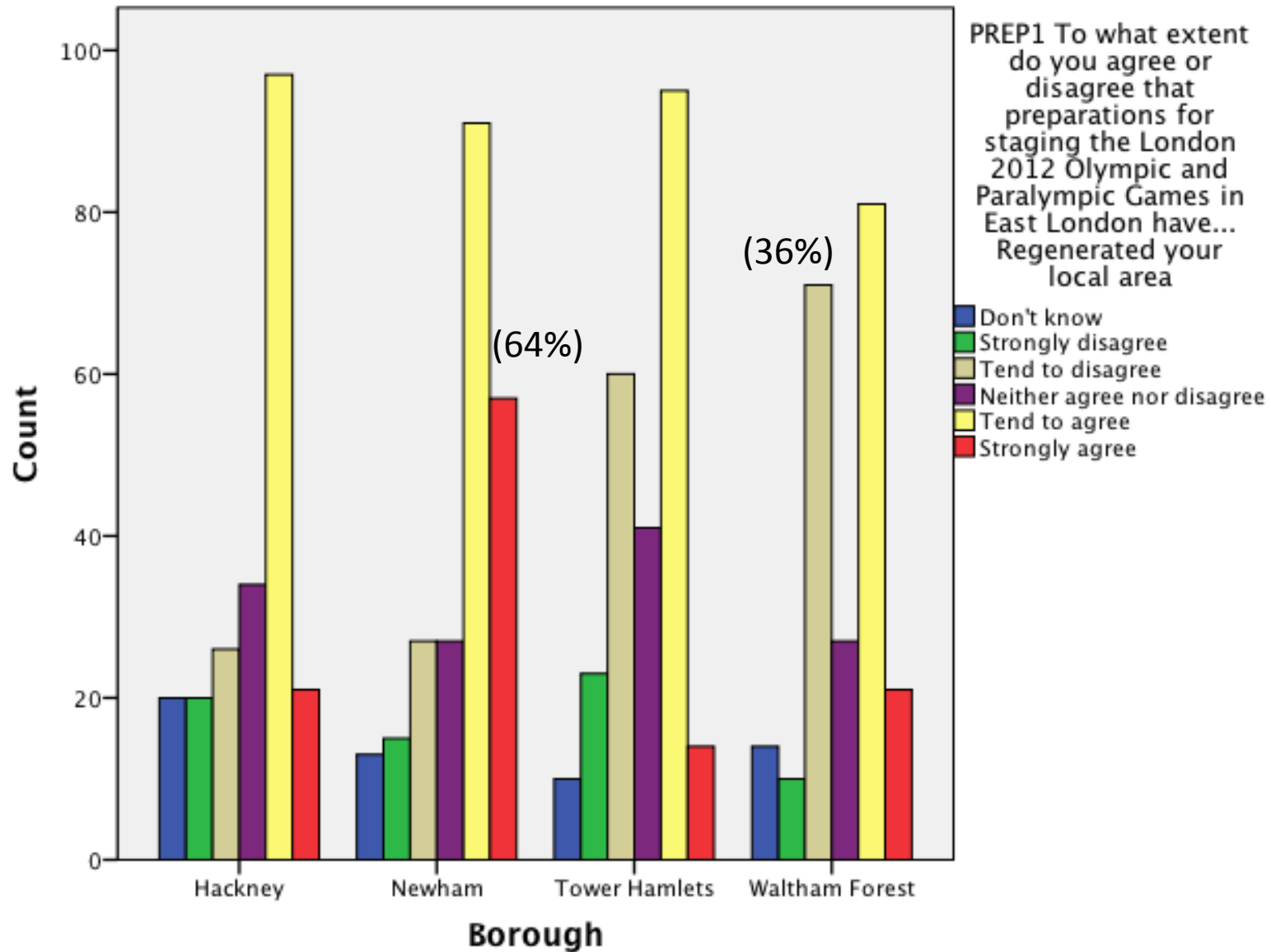


Proportion of resident support towards the UK hosting the 2012 Games in London  
[ $\chi^2=20.00$ ;  $df=15$ ;  $p=0.172$ ]

‘As a resident in Hackney, I completely support the Games happening here. Me and millions of other people are going to benefit in the long term, but people shouldn’t kind of look for things to happen in the first three months and expect miracles. I think it will just take a bit of time’ (LBH, respondent 3)



Bar Chart



Extent to which the preparations for staging the Games in East London have regenerated the local area  
 $\chi^2=90.78$ ;  $df=15$ ;  $p= 0.0001$

**Respondent 5:** I lived in Tower Hamlets all my life, sixty years, and I have seen changes. ...All I'm trying to say is I've lived in this area all my life and when I was growing up there were rats, rat infestations. It was a dump. And now that a lot of money has gone into regeneration...

**Respondent 3:** They're not doing it for us, darling, they're doing it for the Olympic people!

**Respondent 5:** No, they're doing it for us, we're gonna benefit once the Olympics are over.

**Respondent 2:** We'll still be here and benefit from it.

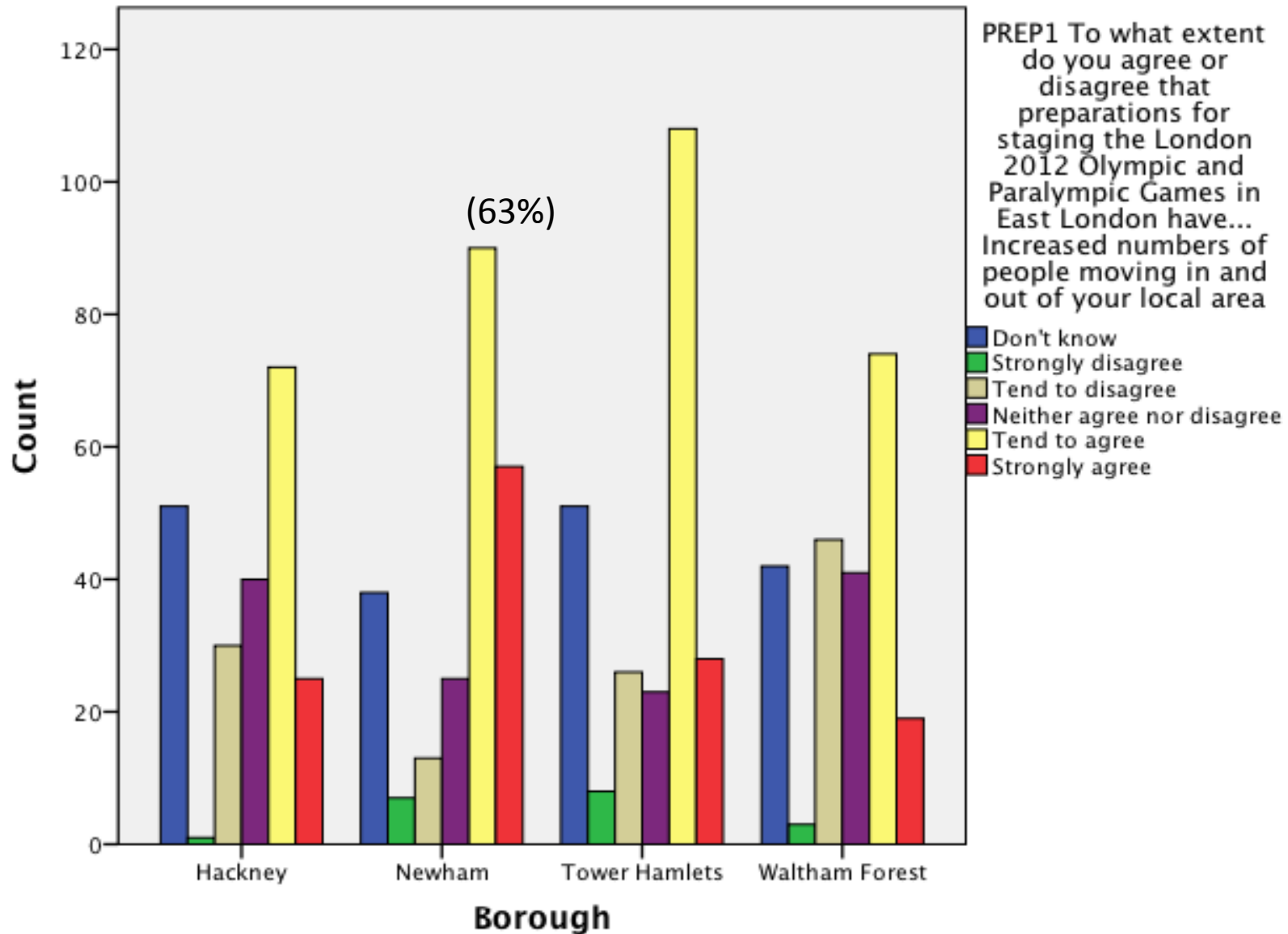
LBTH Focus Group

## Displacements:

‘I think there are big losers! Because people lose once they’re moved out of their area, or priced out, that’s what they know from birth. You can give them a nicer, bigger house in the seaside, be wherever these temporary places are, but they’re gonna lose the rock. And why we are saying that with such passion is because I separated from my son’s Mum, she’s a teacher, she went away, I wasn’t working, my son was very sick. I didn’t want to ask a Mum for child support, and we were trying to do a fifty-fifty arrangement. So that’s enough about my situation. However, I was that vulnerable person. They did try to move me to Barking side, they didn’t care that all my local services – GP, school, my friends, aunty and that – were here. They don’t care. So I do feel that, in this world now, if you are articulate, have money and power you will get what you want’. (LBN, Respondent 6)



Bar Chart



The extent to which the preparations for staging the 2012 Games have increased numbers of people moving in and out impact of Games on the local area

[ $\chi^2 = 72.57$ ;  $df = 15$ ;  $p = 0.0001$ ]

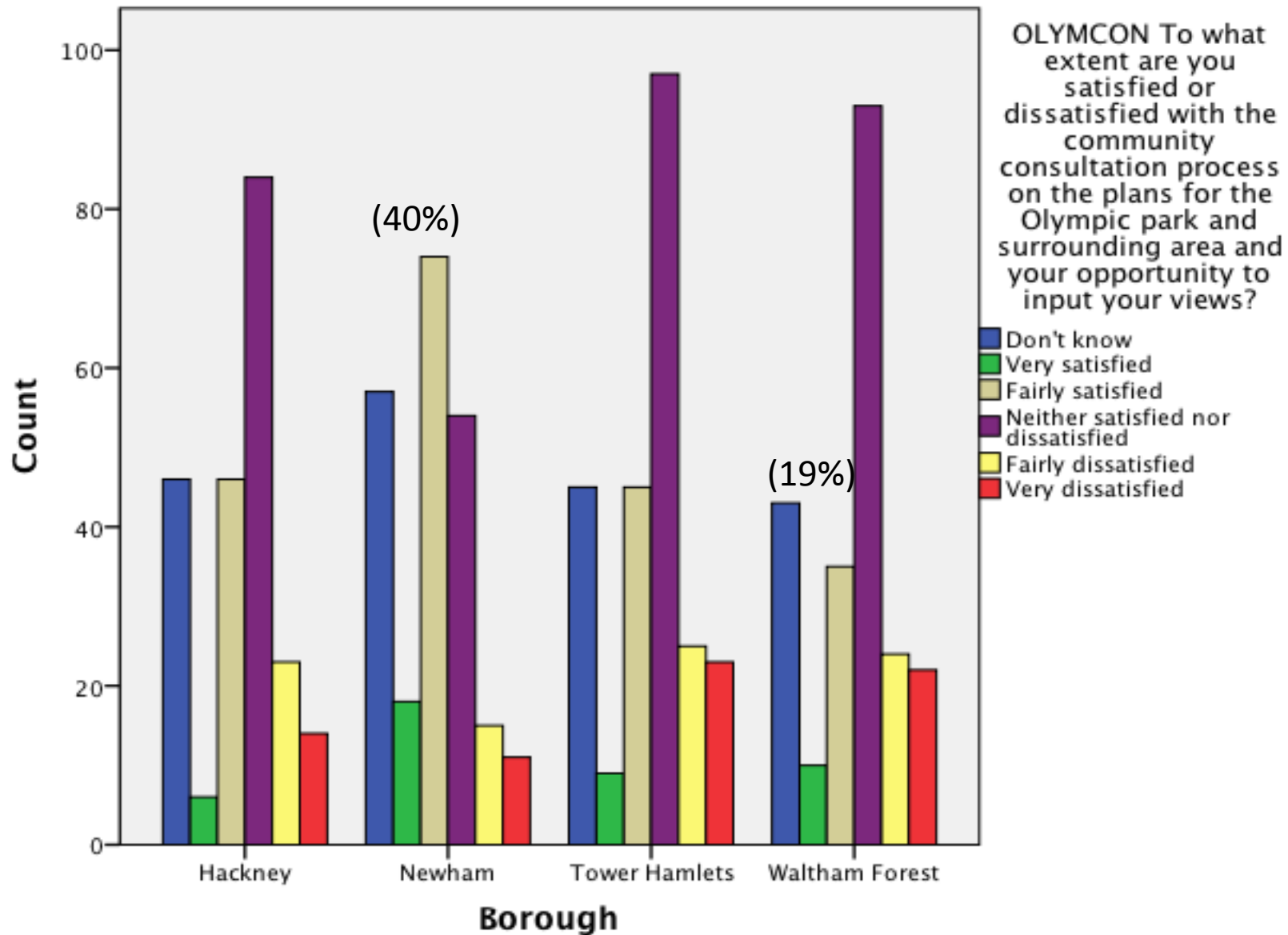
‘What happens is that certain percentage of the locals residents get edged, and so the people who get edged out are the people who cannot really afford’. (LBTH, Respondent 3)

‘All those, the Olympics accommodation, they’re just gonna get converted into luxury flats and they’ll be sold off at astronomical prices. The local people won’t get them’. (LBH, Respondent 11)

‘Never heard about any meetings before, while these planning decisions are taking? ‘Cause these meetings were much more informative than participative, no?’ (LBWF-Respondent4)

‘They have been holding meetings, but whether the meetings are effective is a different thing... ‘Cause yes they are holding meetings, to tick the boxes... I don’t think they actually impart any information to us’. (LBTH, Respondent 3)

Bar Chart



Satisfaction with the consultation process on the plans of Olympic Park and surrounding area  
 $\chi^2=47.99$ ;  $df=15$ ;  $p= 0.0001$





"Last one to leave the  
stadium please turn off the  
lights"

London 2012 Paralympic Closing Ceremony Programme

## Key References

- DCMS (2010) *Plans for the Legacy from the 2012 Olympic and Paralympic Games*, London: Department for Culture, Media & Sport.
- Evans, G. *London 2012. In: Olympic Cities' (M & J Gold) 2010:*  
[www.citiesinstitute.org/publications/publications-2010.cfm](http://www.citiesinstitute.org/publications/publications-2010.cfm)
- Getz, D., 1997. *Event Management and Event Tourism* illustrated ed., Cognizant Communication Corporation.
- Gold, J.R. & Gold, M.M. eds., 2007. *Olympic Cities: City Agendas, Planning, and the World's Games, 1896 to 2012 (Planning, History and Environment)* 1st ed., Routledge.
- Harvey, D., 1989. From managerialism to entrepreneurialism: the transformation in urban governance in late capitalism. *Geografiska Annaler. Series B, Human Geography*, 71(1), p.3–17.
- Richards, G. & Palmer, R., 2010. *Eventful Cities: Cultural management and urban revitalisation*, Butterworth-Heinemann.
- Ritchie, J., 1984. Assessing the impact of hallmark events: conceptual and research issues. *Journal of Travel Research*, 23(1), p.2–11.
- Roche, M., 2000. *Mega-events and modernity: Olympics and expos in the growth of global culture*, Routledge.

## Web sites

<http://www.legacycompany.co.uk/>  
<http://www.uel.ac.uk/ell2012/>  
<http://www.london2012.com/>  
[www.gamesmonitor.org/uk](http://www.gamesmonitor.org/uk)

**Thank you!**

